



# Say, Sing, and Sign with Infants and Toddlers American Sign Language, ASL

With Ken Frawley and Georgia Frawley

Ken Frawley, a children's songwriter and entertainer, is the producer and writer of the highly award winning *We Sign* DVD series of 13 titles, author of *Play-Along Songs & Cowboy Ken books*, and co-author of *Sign to Speak Babies Can Talk, Toddlers At Play* and *Signed Phonics*. Ken performed over 4000 shows in schools, preschools, libraries, fairs, festivals and at city events throughout Southern California. He has lectured to preschool and early childhood professionals across the U. S. about the benefits of music and signing.

Georgia Frawley, MA, has been teaching classes in Child Development, Marriage and Family, Parenting, Physical Education and Careers with Children for over 35 years. Georgia is the co-author of *Sign to Speak Babies Can Talk, Toddlers At Play* and *Signed Phonics*. She has performed 100's shows in preschools, libraries, fairs, festivals and at city events throughout Southern California. She has lectured to preschool and early childhood professionals across the U. S. about the benefits of music and signing with hearing children.



## Workshop Savings

20 % discount

& FREE FREIGHT

Use this CODE at Check Out

**2ws20abc**

## Contact Information:

Ken and Georgia Frawley  
P.O. Box 3831 Orange, CA 92857  
(714) 771-1981  
email: kenfrawley@gmail.com.

**www.4parentsandteachers.com**

## Workshop Outline:

1. Introduction
2. **Information About American Sign Language, ASL**  
<http://4parentsandteachers.com/about-american-sign-language-asl.html>
3. **Benefits of signing with hearing children.** Read more at:  
<http://4parentsandteachers.com/Benefits-of-ASL-for-children.html>
4. **Sign Language for Babies Information:**  
<http://4parentsandteachers.com/sign-language-for-babies.html>
5. **Sign Language for Toddlers Information:**  
<http://4parentsandteachers.com/sign-language-for-toddlers.html>
6. **YouTube Info: We Play Along** - new ASL /song videos every week

## American Sign Language (ASL)

During the mid 19<sup>th</sup> century the United States Thomas Hopkins Gallaudet went to Europe to observe and learn the methods used for teaching in European schools for the Deaf. In a Paris school Gallaudet met Laurent Clerc who was using a one-handed manual alphabet and signs for words with Deaf children. From this French method he, on August 15, 1817, opened the first school for the Deaf in the nation and Clerc as the head teacher. These various forms of signs, combined with French Sign Language, later became known as American Sign Language.

American Sign Language is a visual-gestural language with its own vocabulary and syntax. When signing ASL you do not sign every word, just the main ideas and concepts. When you sign songs with sign you are using Contact Sign Language, which is American Sign Language vocabulary and concepts in a spoken English word order. There are other sign language systems including Signed Exact English (SEE SIGN) which signs every word in the exact English word order. The following is a sentence to show how SEE SIGN, Contact Sign Language, and ASL would sign it:

**SEE SIGN:** I am going to the store.

**Contact Sign:** I go store.

**ASL:** Store I go.

### Benefits

Singing and signing with babies and toddlers combines a variety of learning styles, all at the same time (physical, musical, verbal, visual, independent, and group learning). It is a fun and playful activity that will:

- Provide **early communication skills** by allowing them to use their hands that reduces the frustration of the “crying guessing game.”
- Foster **early language development and accelerate vocabulary** growth.
- **Stimulate brain development**
- **Develop fine and gross motor skills.**
- **Stimulate memory retention and recall.**
- **Develop confidence** and positive self-esteem.
- Foster an **enthusiasm for learning**
- Develop an **appreciation for music** and song.
- Helps to develop **focused listening, watching** and concentration skills
- Provide teachers and parents with a wonderful **bonding activity.**
- **Enhances eye gaze** that encourages babies to focus on objects and signs.
- **Support core educational learning** by providing an activity based way to learn and remember core educational concepts – ABC’s, Numbers, Colors, Rhymes, Animals and more.
- **Increases phoneme segmentation fluency and reading readiness.**

### RESOURCES

Library 419

#### References

Costello, Elaine. *Random House Webster's American Sign Language Dictionary*. New York: Random House, 1998.

Valli, Clayton. *The Gallaudet Dictionary of American Sign Language*. Washington, D.C.: Gallaudet University Press

#### Books

Daniels, Marilyn. *Dancing With Words: Signing for Hearing Children's Literacy*. Westport, CT: Bergin and Garvey, 2001.

Daniels, Marilyn, Ken & Georgia Frawley. *Sign to Speak – Babies Can Talk*. Orange, CA, Production Associates Inc, 2010

Daniels, Marilyn, Ken & Georgia Frawley. *Sign to Speak – Toddlers at Play*. Orange, CA, Production Associates Inc, 2011.

Frawley, Ken & Georgia. *Play-Along Songs volume 1: Music and Movement Activities* Production Associates Inc, 2011.

Frawley, Ken & Georgia. *Play-Along Songs volume 2: Fun Children's Activities* Production Associates Inc, 2011.

Frawley, Ken & Georgia. *Play-Along Songs volume 3: Songs to Sign with Children* Production Associates Inc, 2012.

Frawley, Ken & Georgia. *Signed Phonics*. Orange, CA, KF Enterprises, 2016

#### Online Signing Products, Music, and Information

[www.4parentsandteachers.com](http://www.4parentsandteachers.com)

[www.aslpro.com](http://www.aslpro.com)

## Baby Signs



Eat

More

All Done

## Toddler Signs



STOP  
GENTLE

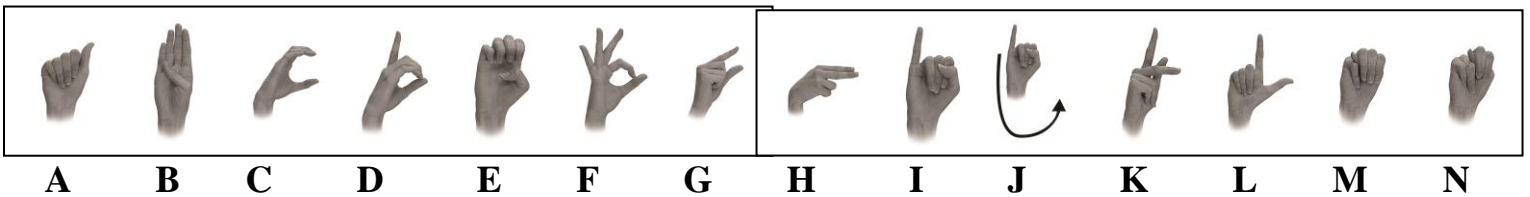
HURT/OUCH

CHANGE

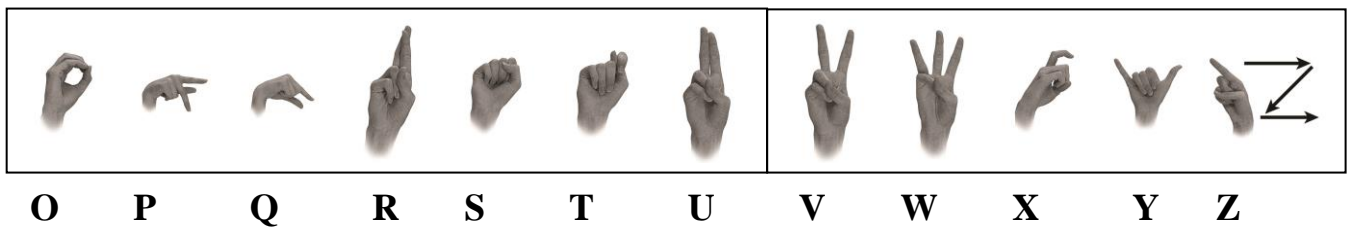
HELP

GOOD

## ABC's and Numbers



A B C D E F G H I J K L M N



O P Q R S T U V W X Y Z



# Twinkle, Twinkle Little Star

HOW TO USE IN A SONG, STORY OR POEM.

Example is TWINKLE, TWINKLE LITTLE STAR.



TWINKLE, TWINKLE,



LITTLE



STAR



HOW



I



WONDER



WHAT



YOU



UP



ABOVE



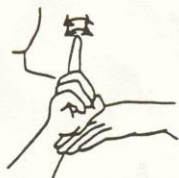
WORLD



HIGH



LIKE



DIAMOND



IN



SKY

***Where Is Baby?*** by Ken Frawley  
(To the melody of *Where Is Thumbkin?*)

WHERE is BABY?  
WHERE is BABY?  
There YOU are! There YOU are!  
Mommy's GLAD (sign HAPPY) to see YOU.  
Mommy's GLAD (sign HAPPY) to see YOU.  
Come and PLAY.  
Come and PLAY.

***Do You Hear the Ducky Sing?*** by Ken Frawley  
(To the melody of *Do You Know the Muffin Man?*)

Do you HEAR the DUCKY SING?  
The DUCKY SING? The DUCKY SING?  
Do you HEAR the DUCKY SING?  
Quack, Quack, Quack! (Sign DUCK while saying Quack)

Do you HEAR the MONKEY SING?  
The MONKEY SING? The MONKEY SING?  
Do you HEAR the MONKEY SING?  
Ook, Ook, Ook! (Sign MONKEY while saying Ook)

***The Tiny Little Mouse*** by Ken Frawley  
(to the tune of *A Hunting We Will Go*)

The tiny little MOUSE  
LOVED his little HOUSE  
There he would EAT and SLEEP  
The tiny little MOUSE

The tiny little CAT  
LOVED her little HAT  
She would wear it on her HEAD  
The tiny little CAT

Think up other animals and add what they would be doing.  
The last line is the same as the first.

***Mary Had a Little Lamb*** traditional

Mary had a little LAMB, Little LAMB, little LAMB.  
Mary had a little LAMB,  
Its FLEECE was white as SNOW.

(You can enhance any nursery rhyme by just picking a few words to sign.)

***Open and Close*** by Georgia & Ken Frawley

OPEN and CLOSE, OPEN and CLOSE  
We all KNOW how to OPEN and CLOSE  
OPEN and CLOSE, OPEN and CLOSE  
We all KNOW how to OPEN and CLOSE  
We all KNOW how to OPEN and CLOSE

(Choose different opposites to put in the song.)

***One Little Bird*** by Bob Harrison

ONE little BIRD SITTING IN a TREE  
ONE little BIRD looking down at YOU and ME  
I saw ONE little BIRD SITTING IN a TREE  
And that ONE little BIRD said, "TWEET, TWEET,  
TWEET."  
And in flew another little bird.

(Continue adding birds until you are ready to end the song)

Fly away. Fly away.  
Fly away from you and me and the tree.

***This Is the Way***

This is the way we WASH our hands, WASH our hands,  
WASH our hands, WASH our hands  
This is the way me WASH our hands  
Early in the MORNING.  
(substitute other actions that the children can mimic)

***I See a Bunny*** by Ken Frawley

I see a BUNNY LOOKING at YOU  
I see a BUNNY, YES I do

I see a FROG LOOKING at YOU  
I see a FROG, YES I do

***Little Miss Muffet*** traditional

LITTLE Miss Muffet  
SAT on her TUFFET  
EATING her CURDS and WHEY (cereal)  
When along came a SPIDER  
And SAT DOWN beside her  
And FRIGHTENED Miss Muffet AWAY

***Jacob Wore a Red Hat*** by Ken Frawley

Jacob wore a RED HAT, RED HAT, RED HAT.  
Jacob wore a RED HAT ALL DAY LONG.

Change this by using the child's name and sing about the colors of clothes he/she is wearing.

***A Really Good Treat*** by Ken Frawley

I LIKE to EAT and EAT  
APPLES, APPLES - a really GOOD treat  
I LIKE to EAT and EAT  
APPLES, APPLES - a really GOOD treat

(Substitute the food you are eating)

**Five Little Monkeys** adapted by Ken Frawley

FIVE little MONKEYS JUMPING on the BED.  
One FELL OFF and BUMPED its head. OUCH!  
Mama CALLED the doctor, the doctor said,  
“NO MORE MONKEYS JUMPING on the BED!”

Sing each verse with one less monkey jumping on the bed until they are all gone.

**Stop, Look and Listen!** by Ken Frawley

STOP, LOOK and LISTEN!  
TRAIN is a coming, Oh YEAH!  
TRAIN is a coming, Oh YEAH!  
TRAIN is a coming, TRAIN is a coming  
TRAIN is a coming, Oh YEAH!  
STOP, LOOK and LISTEN!

Verses:

- 2) CAR is a coming
- 3) FIRETRUCK’s coming
- 4) AIRPLANE is a coming
- 5) HELICOPTER’S a coming
- 6) MOTORCYCLE’S coming

**Raindrops** by Ken Frawley

RAINDROPS, RAINDROPS  
Falling to the ground. (Repeat)

SUNSHINE, SUNSHINE  
Shining down on me. (Repeat)

RAINBOWS, RAINBOWS  
High up in the SKY. (Repeat)

SNOWFLAKES, SNOWFLAKES  
Falling to the ground (Repeat)

TWINKLING STARS, TWINKLING STARS  
Shining down on me. (Repeat)

PUFFY CLOUDS, PUFFY CLOUDS  
High up in the SKY. (Repeat)

**Old MacDonald** traditional

OLD MacDonald had a FARM – E-I-E-I-O  
And on this FARM he had a COW – E-I-E-I-O  
With a MOO, MOO here and a MOO, MOO there  
Here a MOO, there a MOO, everywhere a MOO,  
MOO  
OLD MacDonald had a FARM – E-I-E-I-O

(Repeat the verse for other animals. Make the animal’s sign when you make the animal’s sound.)

**If You’re Happy and You Know It** traditional

1)If you’re HAPPY and you know it clap your hands. (clap)  
If you’re HAPPY and you know it clap your hands. (clap)  
If you’re HAPPY and you know it then your FACE will surely show it  
If you’re HAPPY and you know it clap your hands.(clap)

2)If you’re TIRED and you know it go to BED (snore)

3)If you’re SILLY and you know it LAUGH out loud (laugh)

4)If you’re ANGRY and you know it stomp your feet (stomp)

5)If you’re HAPPY and you know it SIGN all four  
(HAPPY, TIRED, SILLY, ANGRY)

If you’re HAPPY and you know it SIGN all four  
(HAPPY, TIRED, SILLY, ANGRY)

If you’re HAPPY and you know it then your FACE will surely show it

If you’re HAPPY and you know it SIGN all four  
(HAPPY, TIRED, SILLY, ANGRY)

**The More We Get Together** traditional

The MORE we GET TOGETHER, TOGETHER,  
TOGETHER  
The MORE we GET TOGETHER, the HAPPIER we’ll be  
Because MY FRIENDS are YOUR FRIENDS  
And YOUR FRIENDS are MY FRIENDS  
The MORE we GET TOGETHER the HAPPIER we’ll be

**Jumping**

JUMPING, JUMPING having fun JUMPING  
Having fun JUMPING ALL DAY LONG  
JUMPING, JUMPING having fun JUMPING  
Now you can STOP..... and SO CAN I

Suggested verses:

- |          |          |
|----------|----------|
| Dancing  | Sitting  |
| Hopping  | Standing |
| Walking  | Swimming |
| Stomping | Playing  |

**A Great Big Horse** by Ken Frawley

A great BIG HORSE RUNNING away  
A great BIG HORSE RUNNING away  
A great BIG HORSE RUNNING away  
Oh, BIG HORSE COME and PLAY

A LITTLE bitty BIRD FLYING away  
A LITTLE bitty BIRD FLYING away  
A LITTLE bitty BIRD FLYING away  
Oh, LITTLE BIRD COME and PLAY

Based on the animal, the child can choose to make it little or big and then decide if it is to COME and PLAY or STAY AWAY.